

**PERPETUAL**  
EQUITY  
INVESTMENT  
COMPANY  
LIMITED

Perpetual Equity Investment  
Company Limited  
ABN 68 601 406 419

Angel Place,  
Level 18, 123 Pitt Street  
Sydney NSW 2000  
Australia  
GPO Box 4172  
SYDNEY NSW 2001  
Australia

Phone 02 9229 9000  
Fax 02 9229 9009  
[www.perpetualequity.com.au](http://www.perpetualequity.com.au)

5 May 2021

ASX Limited  
ASX Market Announcements Office  
Exchange Centre  
20 Bridge Street  
SYDNEY NSW 2000

**Perpetual Equity Investment Company Limited  
Investor Update Presentation**

Perpetual Equity Investment Company Limited (the Company) (ASX: PIC) advises that it has released the Investor Update presentation (as attached).

If shareholders or other interested parties have any queries regarding the presentation, they can contact:

Karen Davis  
Investor Relations  
Perpetual Investment Management Limited  
P: 02 9229 9114  
E: [karen.davis@perpetual.com.au](mailto:karen.davis@perpetual.com.au)

Yours faithfully



Sylvie Dimarco  
Company Secretary  
(Authorising Officer)

PERPETUAL  
EQUITY  
INVESTMENT  
COMPANY

# INVESTOR UPDATE PRESENTATION

---

May 2021

Perpetual 

# IMPORTANT NOTE

This information was prepared by Perpetual Investment Management Limited (PIML) ABN 18 000 866 535, AFSL 234426. PIML is the Manager for the Perpetual Equity Investment Company Limited (Company or PIC) ACN 601 406 419. The information in this presentation is current as at 4 May 2021. The presentation is general information only and is not intended to provide you with financial advice or take into account your objectives, taxation situation, financial situation or needs. You should consider, with a financial adviser, whether the information is suitable for your circumstances. This information does not constitute an offer, invitation, solicitation or recommendation with respect to the purchase or sale of the Company's securities. To the extent permitted by law, no liability is accepted for any loss or damage as a result of any reliance on this information.

References to securities in this publication are for illustrative purposes only and are not recommendations, and the securities may or may not be currently held by the Company. Past performance is not indicative of future performance.

This presentation may contain forward looking statements, including statements regarding PIML's intent, objective, belief or current expectation relating to the Company's investments, market conditions or financial condition. These are based on PIML's current expectations about future events and is subject to risks, uncertainties, which may be beyond the control of the Company or PIML. Actual events may differ materially from those contemplated in such forward looking statements. Forward looking statements are not representations about future performance and should not be relied upon as such. Neither the Company nor PIML undertake to update any forward-looking statement to reflect events or circumstances after the date of this presentation, subject to its regulatory and disclosure requirements.

The information in this publication is believed to be accurate at the time of compilation and is provided in good faith. This report may contain information contributed by third parties. The Company and PIML do not warrant the accuracy or completeness of any information contributed by a third party. To the extent permitted by law, no liability is accepted for any loss or damage as a result of any reliance on this information. Neither the Company, PIML nor any company in the Perpetual Group warrants or guarantees the performance of, or any return on an investment made in, the Company. Perpetual Group means Perpetual Limited ABN 86 000 431 827 and its subsidiaries.

# PERPETUAL EQUITY INVESTMENT COMPANY LIMITED (ASX: PIC)

CORE TO OUR INVESTMENT PHILOSOPHY IS THE FOCUS ON VALUE AND QUALITY



## Investment Objective

- Deliver an income stream
- Provide long-term capital growth
- Exceed the S&P/ASX 300 Accumulation Index over minimum 5 year investment periods



## Investment Guidelines

	Typically 20 – 40 securities
50% - 100%	Australian listed securities
0% - 35%	Global listed securities
0% - 25%	Cash



## Investment Process

1

Quality business

2

Conservative debt

3

Sound management

4

Recurring earnings

Supported by a large and experienced investment team of portfolio managers and analysts

# GENERATING INCOME

## WE ACTIVELY MANAGE PIC'S FRANKING CREDIT BALANCE



The Company aims to deliver fully franked dividends twice a year



Annual dividend yield: 4.5%^  
Grossed up annual dividend yield: 6.4%^



Active management style provides diversification and ability to generate income across investments in Australian and global listed securities

### How PIC generates franking credits

1

Tax paid on realised gains in the portfolio

2

Franked dividends received from underlying Australian listed companies in the portfolio

3

Tax paid on unfranked dividends, dividends received from global listed securities and other income

Source: Perpetual Investment Management Limited

^ Yield is calculated based on the total dividends of 5.6 cents per share and the closing share price of \$1.255 as at 31 March 2021. Grossed up yield takes into account franking credits at a tax rate of 30%.

# MACROECONOMIC BACKDROP

## REGIME CHANGE IN POLICY COMING



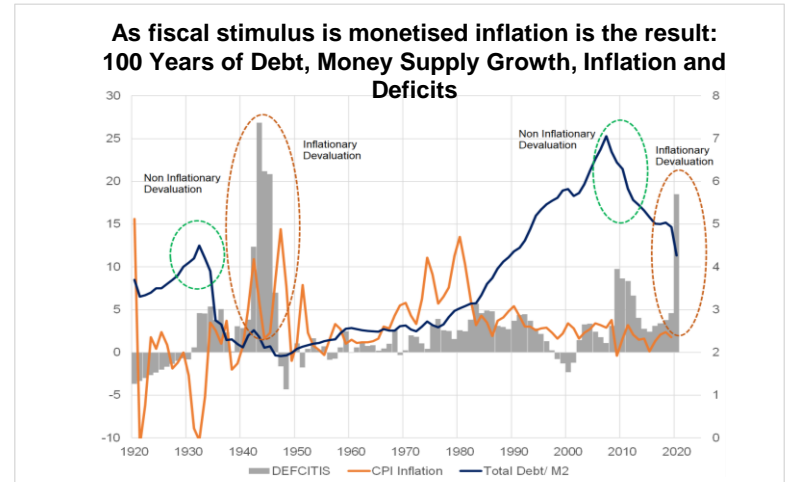
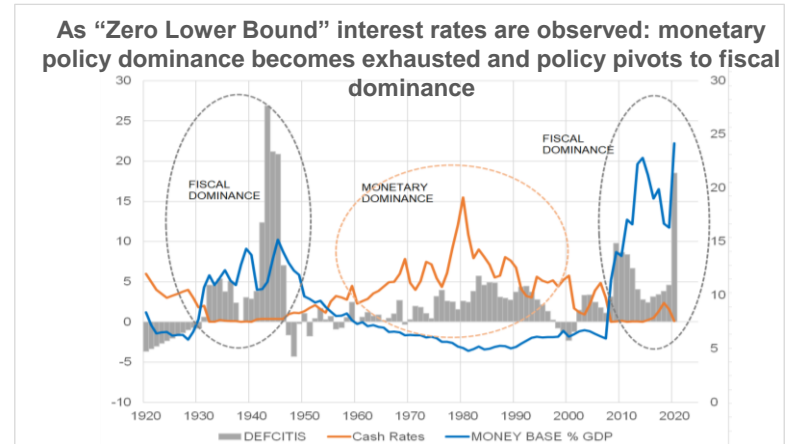
While quantitative easing (QE) recapitalises reserves of banks to offset deflationary shock (or the “Prop-up” Phase), eventually monetary policy runs out of potency and policymakers switch to fiscal

### Stage 1: Monetary devaluation which is non-inflationary

- Decade to 2018 may be like decade to 1939
- Zero Interest Rate Policy and QE Large Monetary Devaluation in 1932 & 2008
- Massive QE/money printing to reduce the debt burden with “painless” deleveraging which is not very inflationary

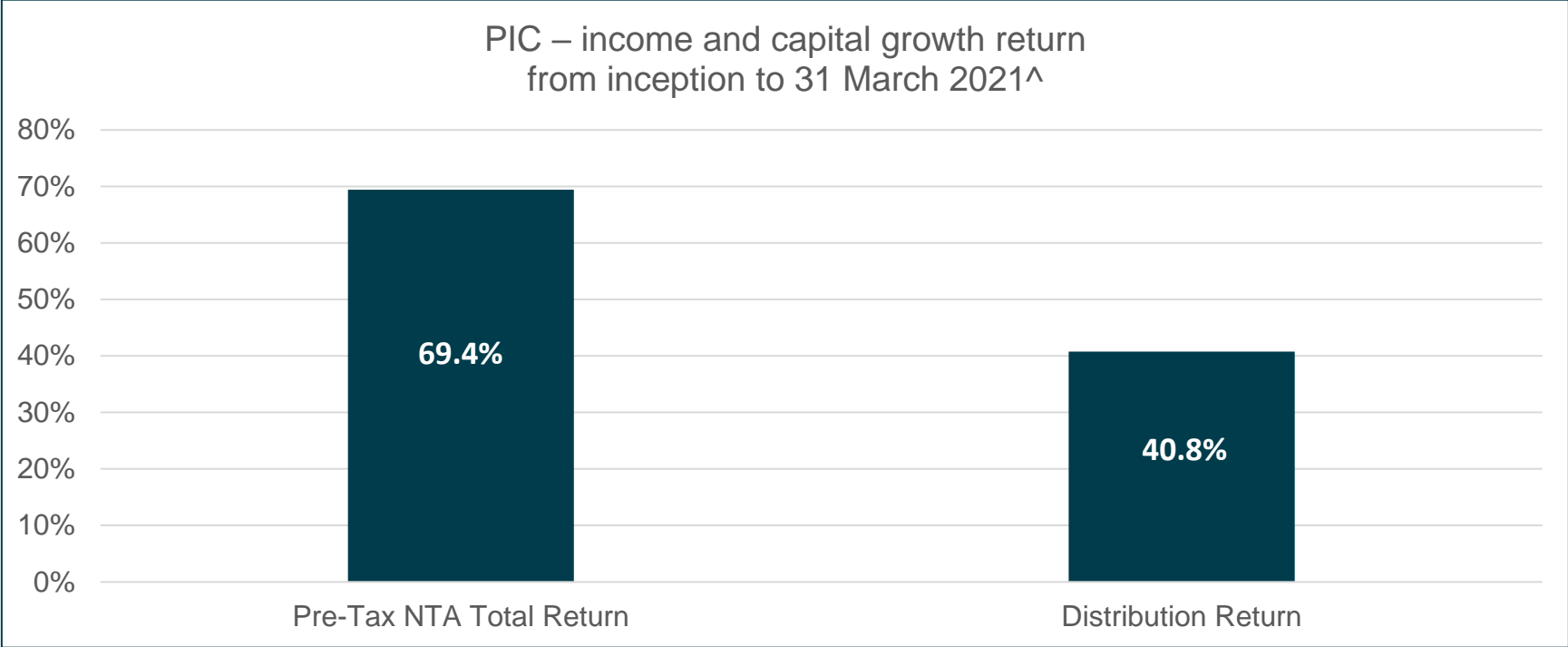
### Stage 2: Fiscal monetisation/inflationary devaluation (1939/2020?)

- Next 5 years may be like 6 years to 1945
- After stagnation following the 1930s peak and the next recession/war the pivot towards fiscal policy commenced.
- When this fiscal expansion was monetised it becomes INFLATIONARY since money supply growth (M2) is more than two times larger at 20%+ pa for 3 years (WW2 & CV-19) than in the previous era at 10% pa (decade to 1939 & 2018)



# PERPETUAL EQUITY INVESTMENT COMPANY (PIC)

## INCOME AND CAPITAL GROWTH RETURN SINCE INCEPTION

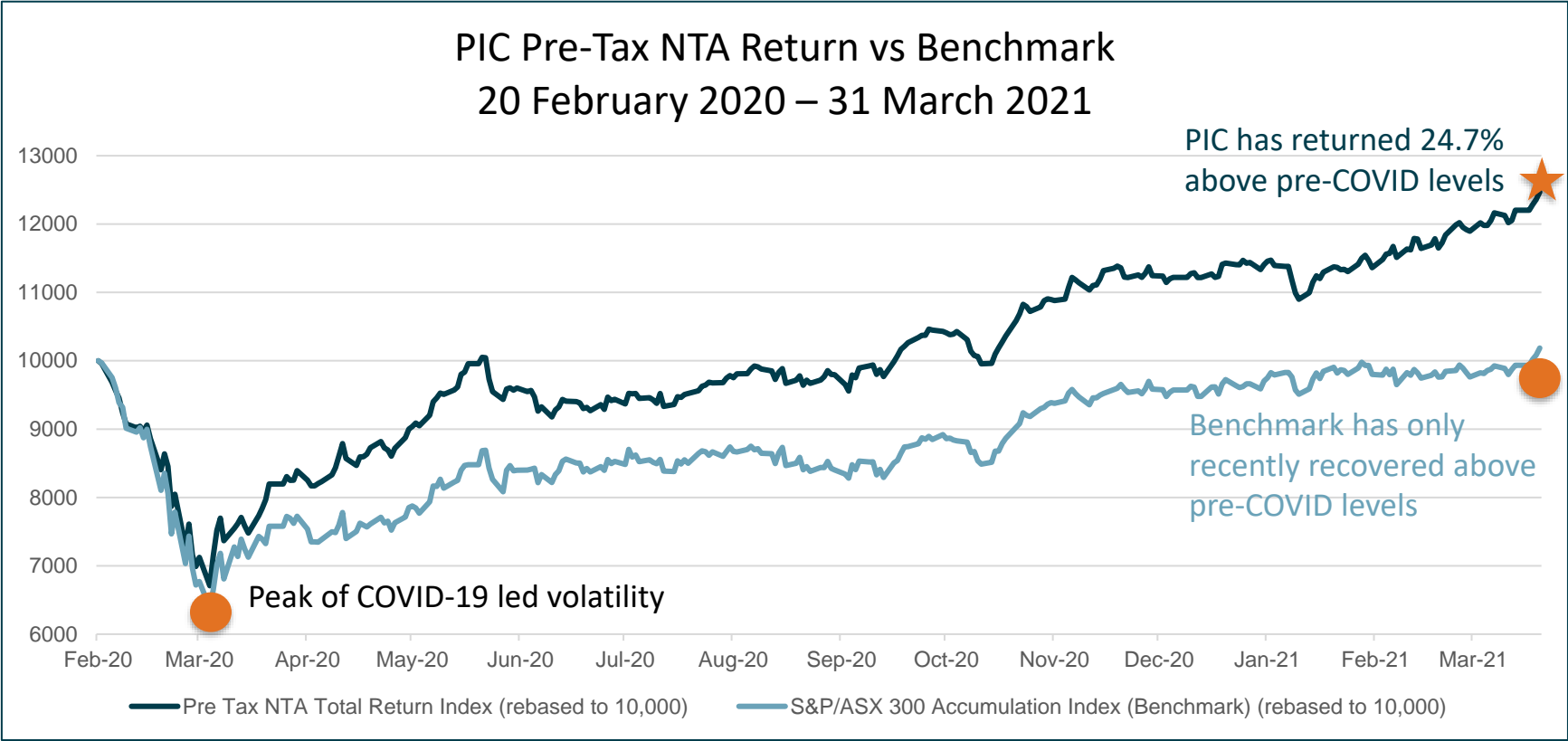


Source: Perpetual Investment Management Limited as at 31 March 2021

<sup>^</sup> Pre-Tax NTA Total Return has been calculated on the growth of Net Tangible Assets (NTA) after taking into account all operating expenses (including management fees) and assuming reinvestment of dividends and excluding tax paid. Any provisions for deferred tax on set up costs and on unrealised gains and losses are excluded. Distribution return has been calculated based on the PIC pre-tax NTA total return less the growth of NTA. Past performance is not indicative of future performance. Inception date is 18 December 2014.

# PERPETUAL EQUITY INVESTMENT COMPANY (PIC)

## ACTIVE MANAGEMENT PROVIDES OPPORTUNITIES DURING VOLATILITY



Source: Perpetual Investment Management Limited; FactSet; RBC

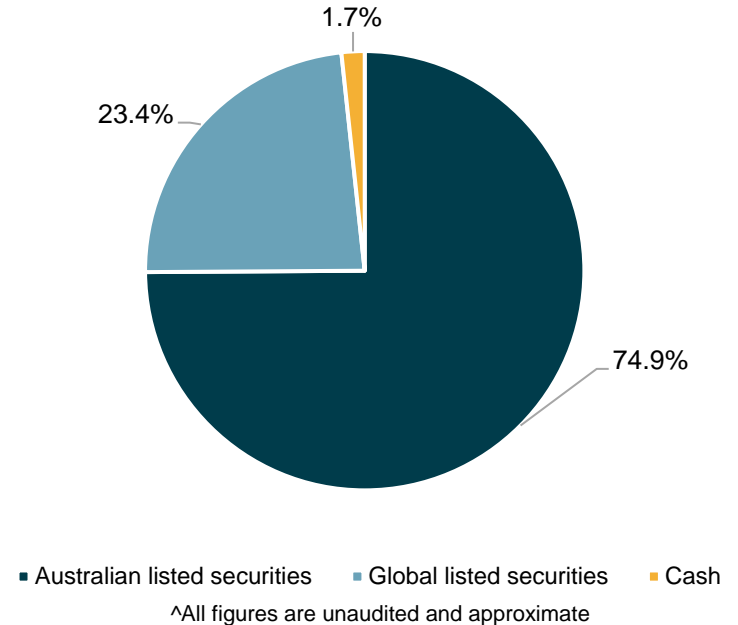


# PORTFOLIO POSITIONING

## A HIGH CONVICTION APPROACH TO INVESTING

- We believe the rotation to recovery and shift to value remains on track to continue. PIC has been a beneficiary of this and we believe this will continue.
- We are confident the portfolio has been set up well under our value and quality investment process and have positioned it as follows:
  - **Quality at reasonable price** - Companies we believe are well positioned for realistic future growth and trading at reasonable valuations
  - **Cyclicals** – companies that rise and fall with the business cycle. We believe there are many companies trading at discounts to mid cycle valuation despite being high quality, well managed market leaders in a good financial position.

Allocation of investments  
as at 31 March 2021<sup>^</sup>



# ACTIVE MANAGEMENT OF THE PORTFOLIO

## A MIX OF AUSTRALIAN AND GLOBAL LISTED SECURITIES

Companies we believe are structural winners



PAR: FDJ



LON: PSN



ASX:PWH

Cyclicals we believe will benefit from economic recovery



ASX: BSL



ASX: SUN



ASX: BLD

# INVESTMENT PORTFOLIO PERFORMANCE

## POSITIVE PERFORMANCE COMPARED TO THE BENCHMARK

AS AT 31 MARCH 2021	1 MTH	3 MTHS	6 MTHS	1 YR	2 YR P.A.	3 YRS P.A.	5 YRS P.A.	SINCE INCEPTION P.A.
PIC Investment Portfolio <sup>1</sup> Net of fees, expenses and before tax paid	4.2%	7.4%	24.0%	60.5%	17.2%	12.7%	12.1%	10.5%
S&P/ASX 300 Accumulation Index	2.3%	4.2%	18.5%	38.3%	8.7%	9.7%	10.3%	8.8%
Excess Returns	1.9%	3.3%	5.5%	22.2%	8.5%	3.0%	1.8%	1.7%

<sup>1</sup>Returns have been calculated on the growth of Net Tangible Assets (NTA) after taking into account all operating expenses (including management fees) and assuming reinvestment of dividends and excluding tax paid. Any provisions for deferred tax on set up costs and on unrealised gains and losses are excluded. Past performance is not indicative of future performance. Inception date is 18 December 2014. Portfolio and Index returns may not sum to Excess Returns due to rounding.

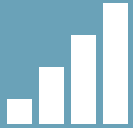
## SHAREHOLDER SERVICES



Update your preferences



Daily NTA announcement



Half year and full year financial results



Investor presentations and broker meetings



Monthly Investment Update



Manager insights

## INVESTOR CONTACTS



Website:

[www.perpetualequity.com.au](http://www.perpetualequity.com.au)



Link Market Services:

+61 1800 421 712 (within Australia)



Investor Relations:

+61 2 9229 9114

[karen.davis@perpetual.com.au](mailto:karen.davis@perpetual.com.au)